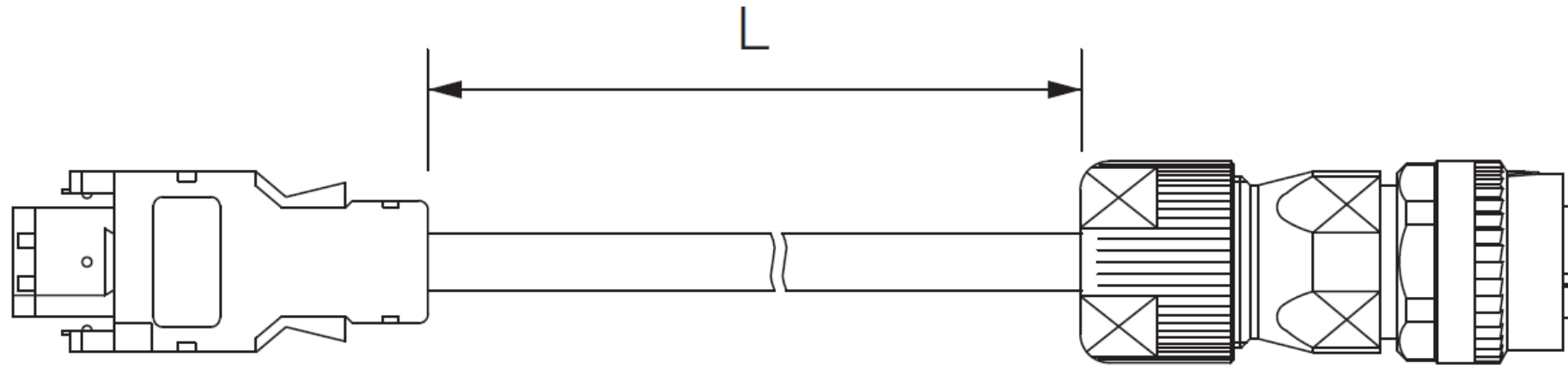


EXTERNAL DIMENSIONS:

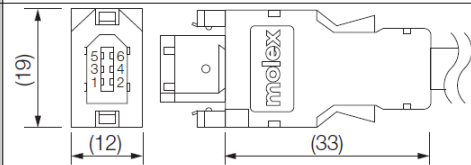
SERVOPACK end

Encoder end

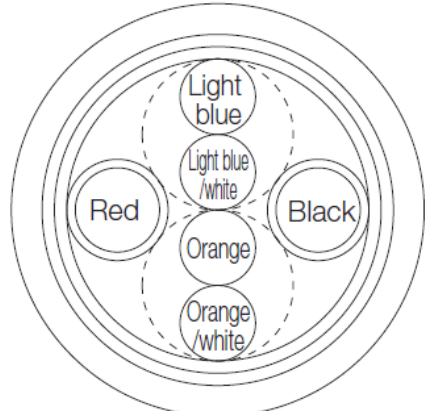


The recommended bend radius is 15mm or larger.

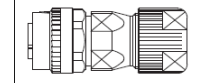
SERVOPACK END CONNECTOR

| | |
|--------------------------|---|
| Type | Standard Connector Kit |
| Inquires | Yaskawa representative |
| Manufacturer | Molex Incorporated |
| Order Number | JZSP-CMP9-1-E |
| Specifications | 55100-0670 (soldered) Product specifications: PS-54280 |
| External Dimensions [mm] |  |

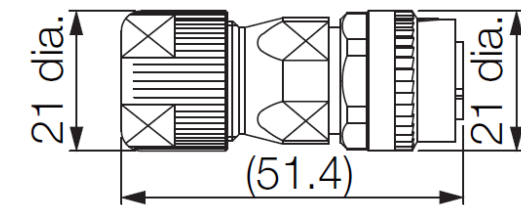
RAW CABLE

| | |
|------------------------------------|---|
| Item | Standard Cable |
| Order Number* | JZSP-CMP09-□□-E (maximum length: 20 m) |
| Specifications | UL20276 (rated temperature: 80°C) AWG22 × 2C + AWG24 × 2P |
| | AWG22 (0.33 mm ²) Outer diameter of insulating sheath: 1.15 mm |
| | AWG24 (0.20 mm ²) Outer diameter of insulating sheath: 1.09 mm |
| Finished Diameter | 6.5 mm |
| Internal Structure and Lead Colors |  |

MOTOR END CONNECTOR

| Order Number | Specification | External Dimensions | Manufacturer |
|---------------|--|--|--------------|
| JZSP-CVP9-1-E | <ul style="list-style-type: none"> Plug: CM10-SP10S-M-D Contacts: Crimped CM10-#22SC(C4)-100 Applicable cable diameter: 6.0 mm to 9.0 mm |  | DDK Ltd. |

MOTOR END CONNECTOR DIMENSIONS



WIRING SPECIFICATIONS

| SERVOPACK end | | Encoder (motor) end | |
|---------------|--------|---------------------|------------------|
| Pin | Signal | Pin | Wire Color |
| 6 | /PS | 2 | Light blue/white |
| 5 | PS | 1 | Light blue |
| 4 | BAT(-) | 5 | Orange/white |
| 3 | BAT(+) | 6 | Orange |
| 2 | PG 0V | 9 | Black |
| 1 | PG 5V | 4 | Red |
| Shell | FG | 10 | FG |

Shield wire

* Replace the boxes (□□) in the order number with the cable length (05, 10, 15, or 20).

| ITEM NUMBER | L = Length |
|-----------------|------------|
| JZSP-CVP01-E | 300 |
| JZSP-CVP01-03-E | 3000 |
| JZSP-CVP01-05-E | 5000 |
| JZSP-CVP01-10-E | 10000 |
| JZSP-CVP01-15-E | 15000 |
| JZSP-CVP01-20-E | 20000 |

THIS DOCUMENT AND THE INFORMATION CONTAINED IN IT ARE PUBLIC AND CAN BE DISCLOSED WITHOUT EXPRESS WRITTEN CONSENT OF YASKAWA AMERICA INC. SPECIFICATIONS ARE SUBJECT TO CHANGE WITHOUT NOTICE FOR ONGOING PRODUCT MODIFICATIONS AND IMPROVEMENTS.

YASKAWA

TITLE: SGM7A-15 to -70 (1.5 kW to 7.0 kW) & SGM7G Series Servomotor Encoder Cable & Motor-End Relay Encoder Cable, Incremental or Batteryless Absolute, Straight Connector, Non-Flex, Shielded.

ITEM #: JZSP-CVP01-xx-E (xx = See Chart)

SIZE: - REVISION: 0 PAGE: 1 of 1

SCALE: NTS UNITS: mm

DRAWING #: CAD-JZSP-CVP01-xx-E

| REV | DESCRIPTION | DATE | DRAWN BY |
|-----|-----------------|--------------|----------|
| 0 | Initial Release | Nov. 2, 2020 | D. LEE |